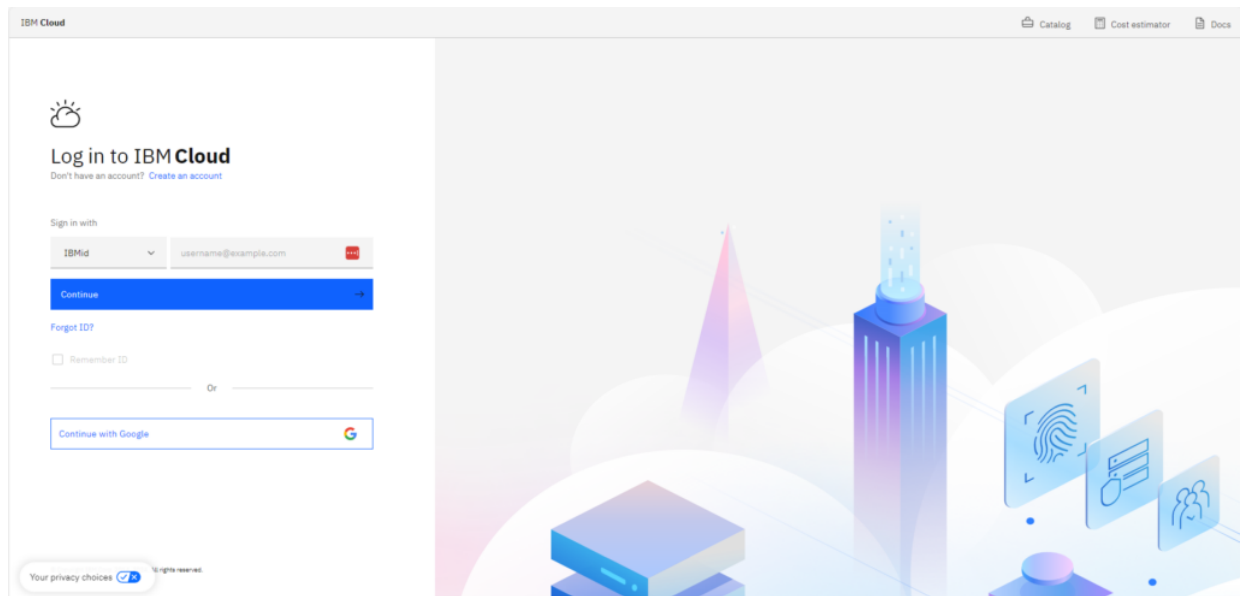


Voicemail Transcription IBM Watson Registration

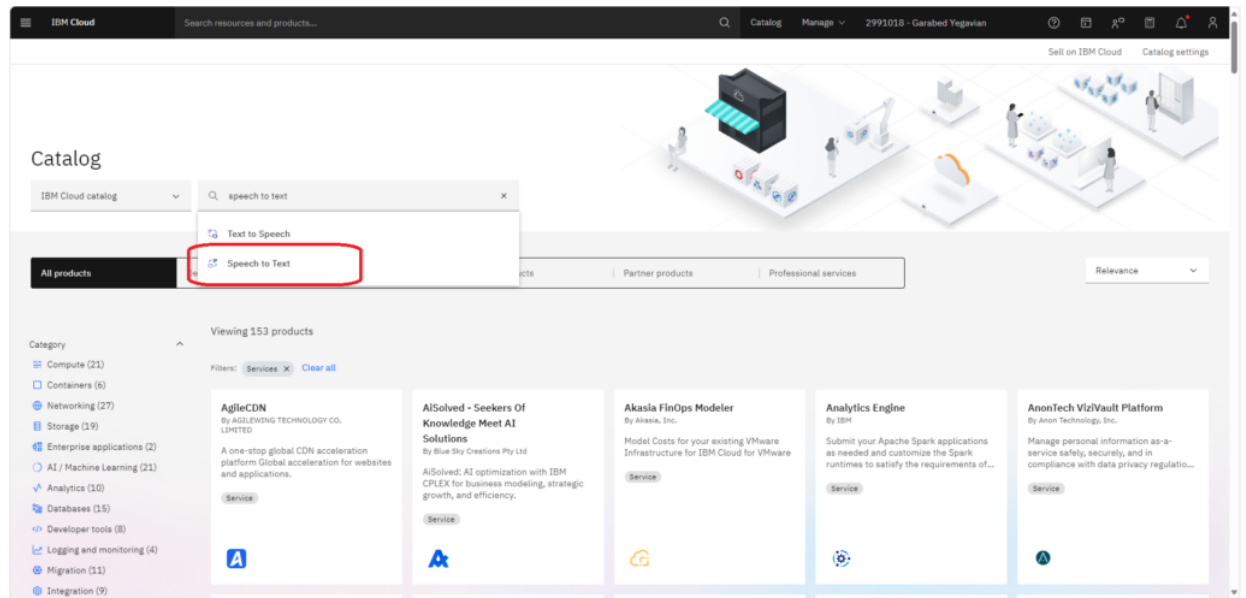
IBM Watson

You must first create an account with IBM.

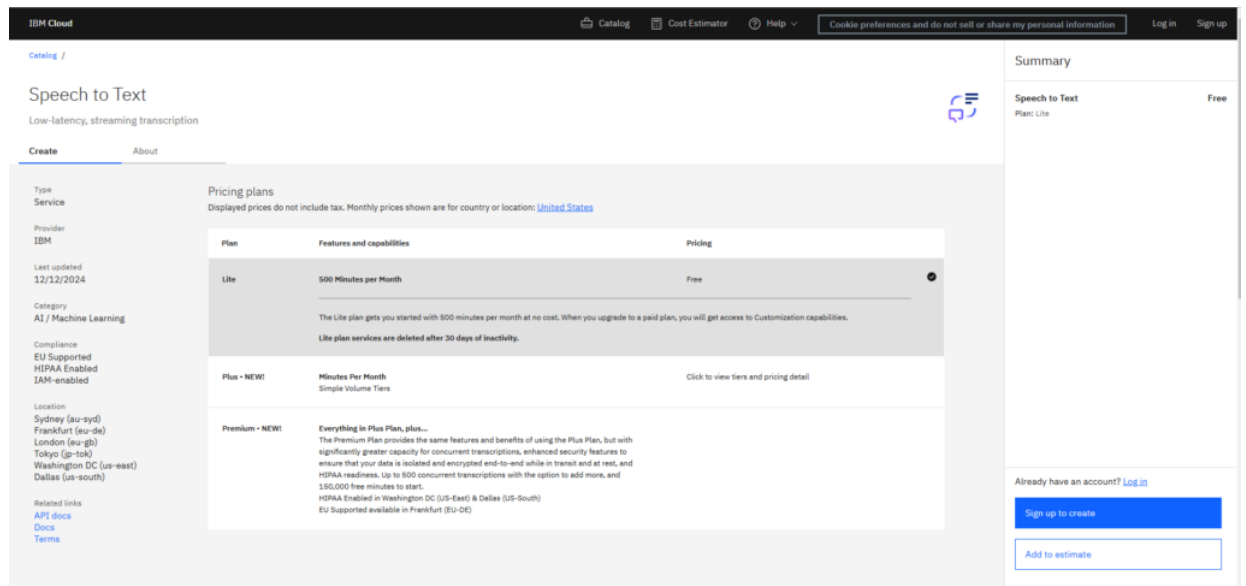
1. Go to <https://cloud.ibm.com/login>



2. Create an account.
3. Once logged in select Catalog at the top right of the window.
4. From the catalog use the search to find Speech to Text Service and select



5. Select your Plan then Sign up to create.



6. You will be asked to sign in again once your plan is created.

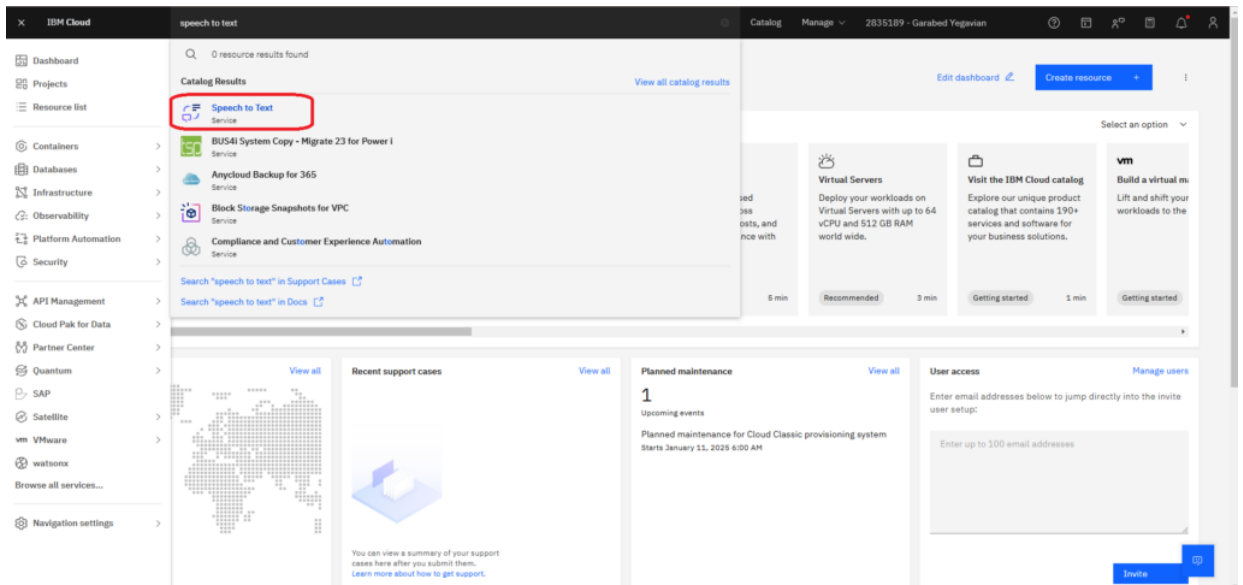
7. Select your MFA method, confirm and select done.

8. Next enter your billing information to complete the process.

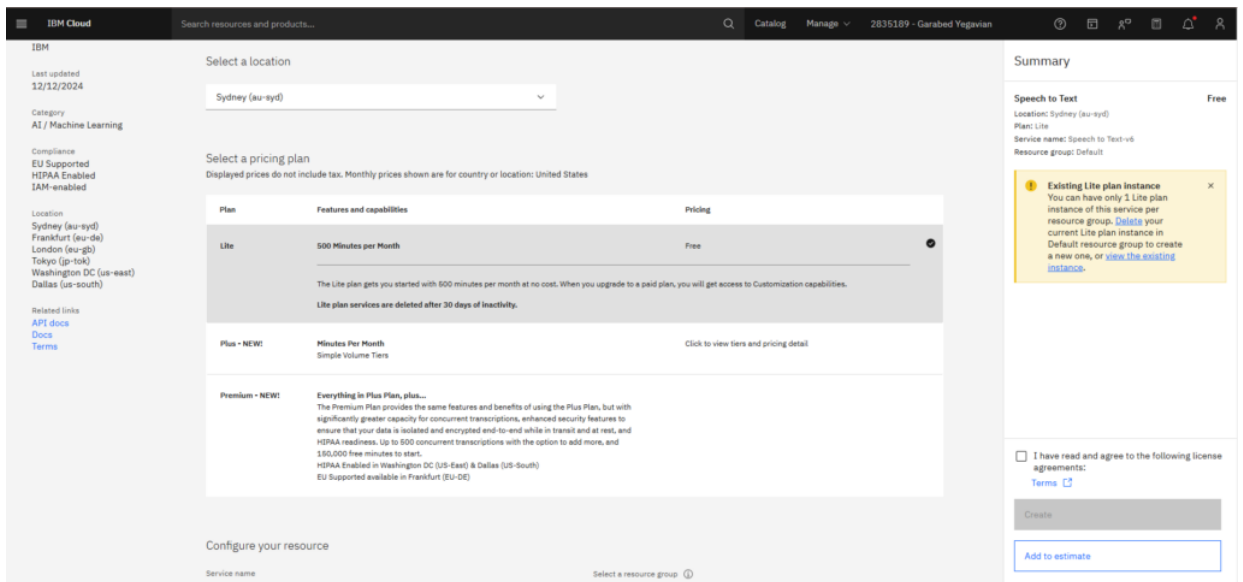
Logging in with an account

1. From the Dashboard search for Speech to Text.

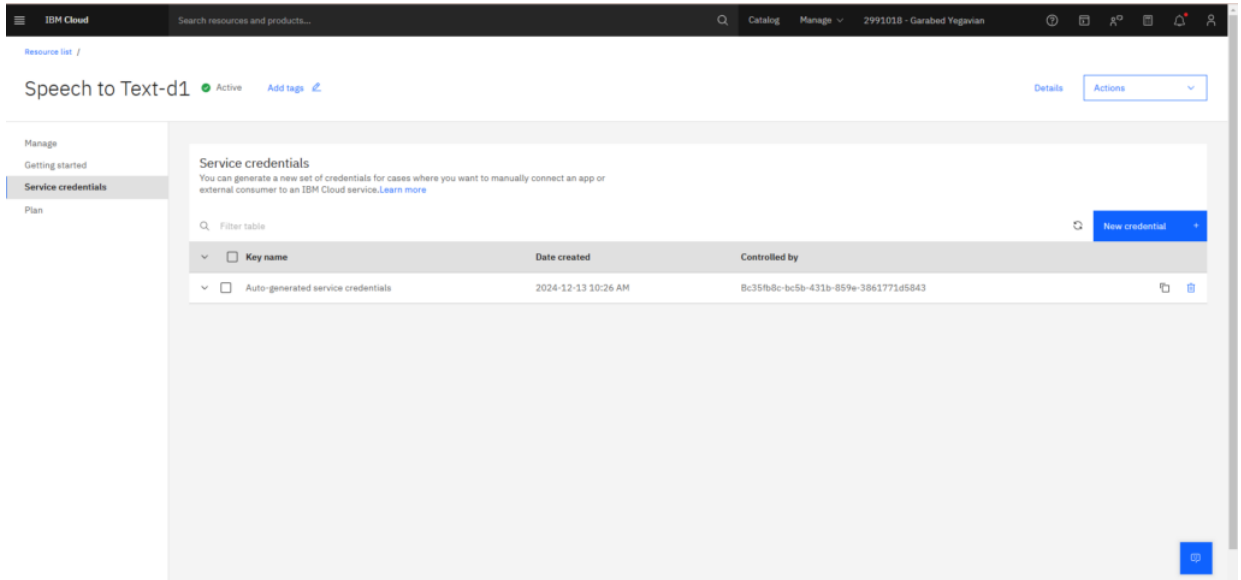




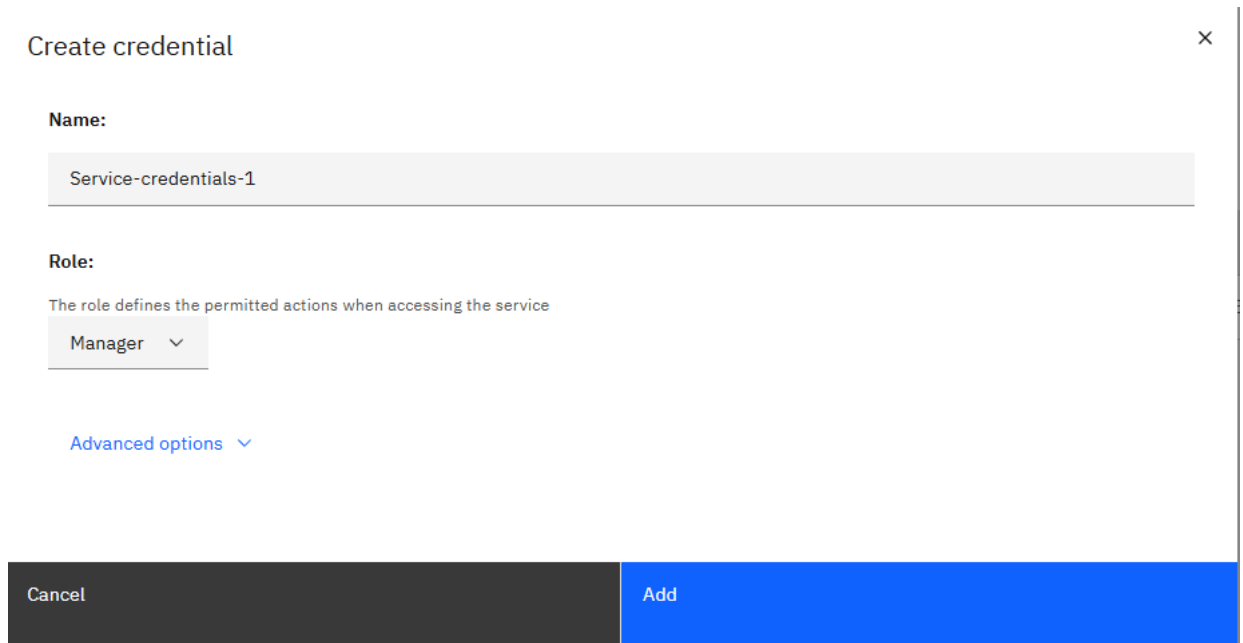
2. Next Select a Location for your app to run
3. Select the plan you would like to use.



4. Enter the Service name you would like to use to identify the application
5. Agree to the terms and create.
6. Next you will be taken to the Resources list
7. Select Service credentials and click New Credentials



8. Name your credential and click Add.



9. Click the down arrow next to your new credentials and copy the API Key and URL and save it for next steps.

- Manage
- Getting started
- Service credentials**
- Plan

Service credentials

You can generate a new set of credentials for cases where you want to manually connect an app or external consumer to an IBM Cloud service. [Learn more](#)

Filter table

[New credential](#)

<input type="checkbox"/> Key name	Date created	Controlled by	
<input type="checkbox"/> Auto-generated service credentials	2024-12-13 10:26 AM	Bc35fb8c-bc5b-431b-859e-3861771d5843	
<input checked="" type="checkbox"/> Service-credentials-1	2024-12-13 10:33 AM	Bc35fb8c-bc5b-431b-859e-3861771d5843	

```
{
  "apikey": "v6CKqfyE3EpiXSVbwoZab8a4Xhft6hzsm0p01_Ckpc",
  "iam_apikey_description": "Auto-generated for key ccm:vl:bluemix:public:speech-to-text:us-south:a/42527398788248429f15687a8b8c112:f8267cb4-4517-448f-81f5-ac98d74c5486:resource-key:3e7a682b-3895-4623-9657-7f2e91641ba5",
  "iam_apikey_id": "ApiKey-3623a4de-a524-424a-96c6-1f6a78b8711b",
  "iam_apikey_name": "Service-credentials-1",
  "iam_role_crn": "ccm:vl:bluemix:public:iam::serviceRole:Manager",
  "iam_service_id_crn": "ccm:vl:bluemix:public:iam:service:a/42527398788248429f15687a8b8c112::serviceId:ServiceId-f7fnae01-3c3c-4cfa-af63-5d2824aaa2b1",
  "url": "https://api.us-south.speech-to-text.watson.cloud.ibm.com/instances/f8267cb4-4517-448f-81f5-ac98d74c5486"
}
```

