

# Statistics – Monthly

Statistics can be used to generate detailed information on the number of calls made during the hour, day, month etc. It can also be shown on the extension basis, meaning that when you enter all the desired search information, you will get a list with the number of calls per extension on the system.

This will show a list of months with the number of calls that were made during the selected period.

[Show Advanced Options](#)

Date Range	From	To
Range 2018/05 - 2018/05	Contains ALL	Contains ALL

Clicking on the “Advanced Search” button will expand the above search and give us more criteria to choose from:

[Hide Advanced Options](#)

Date Range	From	To
Range 2018/05 - 2018/05	Contains ALL	Contains ALL
Caller ID	Trunk	Duration
Contains ALL	Contains ALL ALL	> ALL < ALL

## Date range:

Select a date range by clicking on a calendar or choose the following options:

- Today
- Yesterday
- Last 7 Days
- Last 30 Days
- This Month

After selecting, users will be introduced with the statistics which include only that range of time.

## From:

Allows the user to search a call by where it was From. By default, ALL is searched, meaning statistics will be made for

all calls on the system which happened on the selected date range.

If users want to see statistics from a few particular numbers, they should write all desired numbers separated by commas.

**Example:** To display calls made from extension 104 and external number 44207296666 you can enter "104,44207296666"

You may also use the drop-down list with the following options:

**Equals:** Do a search only for a number which is equal to number(s) written.

**Begins with:** Do a search for all numbers which begin with number(s) written.

**Contains:** Do a search for all numbers which contain number(s) written.

**Ends with:** Do a search for all numbers which end with number(s) written.

#### **To:**

Allows the user to search a call by which it was placed To. By default, ALL is searched, meaning statistics will be made for all calls on the system which happened on the selected date range.

If users want to see statistics from a few particular numbers, they should write all desired numbers separated by commas.

**Example:** To display calls made to extension 104 and remote number 44207296666 user should type "104,44207296666"

You may also use the drop-down list with the following options:

**Equals:** Do a search only for a number which is equal to number(s) written.

**Begins with:** Do a search for all numbers which begin with number(s) written.

**Contains:** Do a search for all numbers which contain number(s) written.

**Ends with:** Do a search for all numbers which end with number(s) written.

#### **CallerID:**

Filter statistics based on the CallerID.

You may also use the drop-down list with the following options:

**Equals:** Do a search only for a number which is equal to number(s) written.

**Begins with:** Do a search for all numbers which begin with number(s) written.

**Contains:** Do a search for all numbers which contain number(s) written.

**Ends with:** Do a search for all numbers which end with number(s) written.

#### **Trunk:**

Show the calls filtered on a trunk basis. Enter a trunk name or more trunk names separated by commas.

You may also use the drop-down list with the following options:

**Equals:** Do a search only for a number which is equal to number(s) written.

**Begins with:** Do a search for all numbers which begin with number(s) written.

**Contains:** Do a search for all numbers which contain

number(s) written.

**Ends with:** Do a search for all numbers which end with number(s) written.

### Duration:

In these fields, you can set a range for the duration of the calls in seconds.


Both fields can be modified depending on selected equality signs:



- >(greater than)
- >= (greater than or equal to)
- == (equal to)
- <= (less than or equal to)
- < (less than)

**Example:** If the user wants to search for calls that last more than 15, but less than 45 seconds, in the first field there will be ">" and "15" set, and in the second "<" and "45".

## Monthly Statistics



This table will show the total number of calls per day in the date range selected in the search box.

Call Statistics Monthly 

 Graph  CSV

Showing 1 to 2 of 2 entries

Search:

DATE	TOTAL TIME	TOTAL CALLS	AVERAGE CALL TIME	GRAPHIC
2018/03	01d 19h 21m 17s	35153	00d 00h 00m 04s	
2018/04	00d 01h 13m 27s	34	00d 00h 02m 09s	
TOTAL	01d 20h 34m 44s	35187	00d 00h 00m 04s	

### DATE

Clickable date for which the total number of calls is shown

### TOTAL TIME

Total time of calls on that particular day

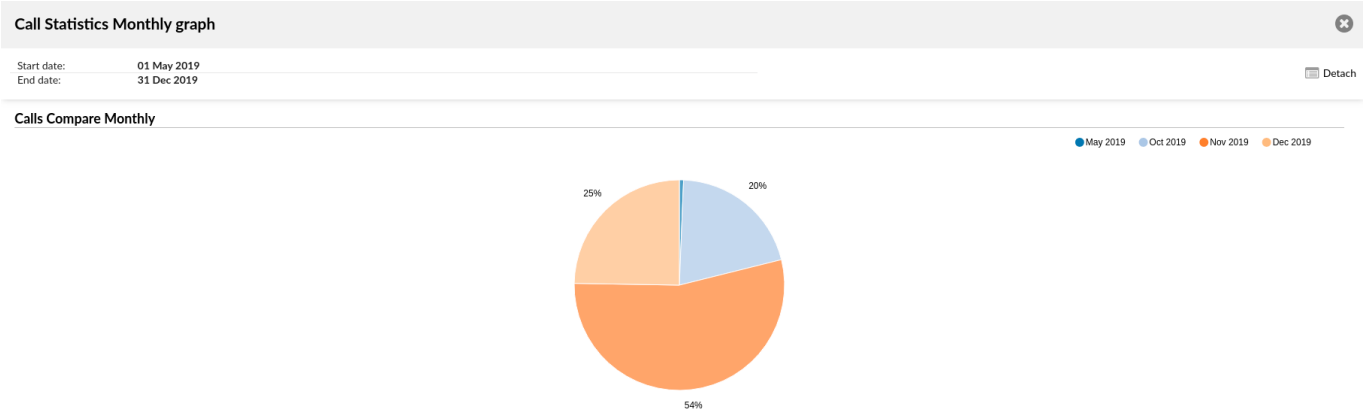
### TOTAL CALLS

Total number of calls made on that particular day

AVERAGE CALL TIME

Average call time of the calls on that particular day

GRAPHIC



Date and time when the call was made.

**Trunk**

Name of the trunk which was used for the call.

**From**

The extension number from which the call was made.

**CallerID**

CallerID of the user who made the call.

**To**

The extension/external number to which the call was made.

**Duration**

Duration of the call

Version 01.11302022